

SPECIAL TOOLS MENU (NO. E001 - E005)

Note 1. Refer to service manual to select the special tool.

Note 2. The price can be inquired from spare part department.

Note 3. The special tools may differ slightly from those shown in the figure of this menu.






NO.	CODE	NAME	Illustration	USED MODEL
E001	A120 E00001	FLYWHEEL PULLER (M24X1)		All scooter 100/50 modle, All ATV 90/50 modle
E002	A120 E00002	FLYWHEEL PULLER (M27X1)		All air cooling engine scooter 200/150/125
E003	A120 E00003	FLYWHEEL PULLER (M28X1)		All liquid cooling engine scooter 250/200/150/125, SPIKE 125, All ATV 300/250/150/125 modle
E004	A120 E00004	FLYWHEEL PULLER (M30X1)		NSR 150
E005	A120 E00005	FLYWHEEL PULLER (M16X1)		ALL MOTORCYCLE 150/125 modle

SPECIAL TOOLS MENU (NO. E006 - E010)

Note 1. Refer to service manual to select the special tool.

Note 2. The price can be inquired from spare part department.

Note 3. The special tools may differ slightly from those shown in the figure of this menu.






NO.	CODE	NAME	Illustration	USED MODEL
E006	A120 E00006	STATER ONE-WAY CLUTCH PULLER (M24X1)		All scooter 100, All ATV 90
E007	A120 E00007	KICK DRIVEN GEAR PULLER		All GY6 engine scooter
E008	A120 E00008	BEARING PULLER (17 mm)		All vehicle 17 mm size bearing
E009	A120 E00009	STATER ONE-WAY CLUTCH LOCK NUT WRENCH (O.D. 40 mm)		All air cooling engine scooter 150/125, All ATV 150/125
E010	A120 E00010	OIL FILTER/CENTRIFUGAL CLUTCH LOCK NUT WRENCH (O.D. 34 mm)		All motorcycle 150/125, SPIKE 125

SPECIAL TOOLS MENU (NO. E011 - E015)

Note 1. Refer to service manual to select the special tool.

Note 2. The price can be inquired from spare part department.

Note 3. The special tools may differ slightly from those shown in the figure of this menu.






NO.	CODE	NAME	Illustration	USED MODEL
E011	A120 E00011	CHANGE CLUTCH LOCK WRENCH (O.D. 30 mm)		NSR 150
E012	A120 E00012	TAPPET ADJUSTER (Head type)		All 4 stroke engine scooter 250/200/150/125/100/50, All 4 stroke engine motorcycle 250/150/125, SPIKE 125, All 4 stroke engine ATV 300/250/150/125/100/50
E013	A120 E00013	CHANGE CLUTCH HOLDER		NSR 150
E014	A120 E00014	OIL SEAL & BEARING DRIVER (General size)		All vehicle
E015	A120 E00015	STATER ONE-WAY GEAR NUT WRENCH (32 mm)		All scooter 100, All ATV 90

SPECIAL TOOLS MENU (NO. E016 - E020)

Note 1. Refer to service manual to select the special tool.

Note 2. The price can be inquired from spare part department.

Note 3. The special tools may differ slightly from those shown in the figure of this menu.




NO.	CODE	NAME	Illustration	USED MODEL
E016	A120 E00016	CRANKSHAFT INSTALLER (M10X1)	 A photograph of a crankshaft installer tool. It consists of a long, thin metal rod with a threaded end and a black cylindrical handle with 'E016' written on it.	All 2 stroke engine scooter 50, All 2 stroke engine ATV 50
E017	A120 E00017	UNIVERSAL HOLDER	 A photograph of a universal holder tool. It has a black metal frame with a long, thin metal rod attached to it. The number 'E017' is written on the black frame.	All vehicle
E018	A120 E00018	BEARING PULLER (15 mm)	 A photograph of a bearing puller tool. It has a central metal rod with a square-shaped handle in the middle and a threaded end on the left.	All vehicle 15 mm size bearing
E019	A120 E00019	BUSHING IN THE ABSORBER REMOVER (O.D. 26)	 A photograph of a bushing in the absorber remover tool. It consists of a black cylindrical handle with 'E019' written on it, followed by a series of metal components including a nut and a threaded rod.	All scooter 150/125/100/50
E020	A120 E00020	BEARING PULLER (12 mm)	 A photograph of a bearing puller tool. It has a central metal rod with a square-shaped handle in the middle and a threaded end on the left.	All vehicle 12 mm size bearing

SPECIAL TOOLS MENU (NO. E021 - E025)

Note 1. Refer to service manual to select the special tool.

Note 2. The price can be inquired from spare part department.

Note 3. The special tools may differ slightly from those shown in the figure of this menu.





NO.	CODE	NAME	Illustration	USED MODEL
E021	A120 E00021	FLYWHEEL HOLDER		All scooter 500/250/200/150/125, All motorcycle modle, SPIKE 125, All ATV 300/250/150/125
E022				
E023	A120 E00023	CRANKSHAFT & CRANKCASE INSTALLER (M12X1)		NSR 150
E024	A120 E00024	CRANKSHAFT & CRANKCASE INSTALLER (M12X1)		All 2 stroke engine scooter 100/50, All 2 stroke engine ATV 50
E025				

SPECIAL TOOLS MENU (NO. E026 - E030)

Note 1. Refer to service manual to select the special tool.

Note 2. The price can be inquired from spare part department.

Note 3. The special tools may differ slightly from those shown in the figure of this menu.





NO.	CODE	NAME	Illustration	USED MODEL
E026	A120 E00026	CRANKCASE SEPARATER		All 2 stroke engine scooter 100/50, All ATV 50
E027	A120 E00027	CLUTCH SPRING COMPRESSOR		All scooter 150/125/100/50, All ATV 150/125/90/50
E028				
E029	A120 E00029	THREAD PROTECTOR 10/12 mm		All vehicle 10/12 mm thread size
E030	A120 E00030	CRANKSHAFT BEARING PULLER		All vehicle 300/250/200/150/125/100/50

SPECIAL TOOLS MENU (NO. E031 - E035)

Note 1. Refer to service manual to select the special tool.

Note 2. The price can be inquired from spare part department.

Note 3. The special tools may differ slightly from those shown in the figure of this menu.




NO.	CODE	NAME	Illustration	USED MODEL
E031	A120 E00031	BEARING PULLER (10 mm)		All vehicle 10 mm size bearing
E032	A120 E00032	BUSHING IN THE ENGINE HANGER REMOVER (O.D. 30)		All scooter 150/125/100/50
E033				
E034	A120 E00034	CLUTCH SPRING COMPRESSOR		All scooter 250/200/150/125/100/50, All ATV 300/250/150/125/90/50
E035	A120 E00035	BUSHING REMOVER (O.D. 39)		All scooter 250

SPECIAL TOOLS MENU (NO. E036 - E040)

Note 1. Refer to service manual to select the special tool.

Note 2. The price can be inquired from spare part department.

Note 3. The special tools may differ slightly from those shown in the figure of this menu.





NO.	CODE	NAME	Illustration	USED MODEL
E036	A120 E00036	TAPPET ADJUSTER (L type)		All 4 stroke engine vehicle
E037	A120 E00037	BEARING PULLER (General size)		All 4 stroke engine vehicle
E038				
E039				
E040	A120 E00040	VALVE SPRING COMPRESSOR (All size)		All 4 stroke engine vehicle

SPECIAL TOOLS MENU (NO. E041 - E045)

Note 1. Refer to service manual to select the special tool.

Note 2. The price can be inquired from spare part department.

Note 3. The special tools may differ slightly from those shown in the figure of this menu.




NO.	CODE	NAME	Illustration	USED MODEL
E041	A120 E00041	PISTON INSTALLATION GUIDE		VENOX 250
E042	A120 E00042	FLYWHEEL PULLER		VENOX 250
E043	A120 E00043	CARBURETOR PILOT SCREW ADJUSTER		VENOX 250
E044	A120 E00044	CARBURETOR PILOT SCREW ADJUSTER		VENOX 250
E045				

SPECIAL TOOLS MENU (NO. E046 - E050)

Note 1. Refer to service manual to select the special tool.

Note 2. The price can be inquired from spare part department.

Note 3. The special tools may differ slightly from those shown in the figure of this menu.


NO.	CODE	NAME	Illustration	USED MODEL
E046	A120 E00046	CHANGE CLUTCH LOCK NUT WRENCH (O.D. 30 mm)		VENOX 250
E047	A120 E00047	CHANGE CLUTCH HOLDER		VENOX 250, SPIKE 125
E048				
E049	A120 E00049	CHANGE CLUTCH LOCK NUT WRENCH (O.D. 23 mm)		SPIKE 125
E050				

SPECIAL TOOLS MENU (NO. E051 - E055)

Note 1. Refer to service manual to select the special tool.

Note 2. The price can be inquired from spare part department.

Note 3. The special tools may differ slightly from those shown in the figure of this menu.





NO.	CODE	NAME	Illustration	USED MODEL
E051	A120 E00051	VALVE COTTER INSTALLER		All 4 stroke engine vehicle
E052	A120 E00052	OIL FILTER CARTRIDGE WRENCH (67 mm)		XCITING 500/500 AFI
E053	A120 E00053	CLUTCH SPRING COMPRESSOR		XCITING 500/500 AFI
E054	A120 E00054	FLYWHEEL PULLER (M39X1.5)		XCITING 500/500 AFI
E055	A120 E00055	THREAD PROTECTOR 12/14 mm		All vehicle 12/14 mm thread size

SPECIAL TOOLS MENU (NO. E056 - E060)

Note 1. Refer to service manual to select the special tool.

Note 2. The price can be inquired from spare part department.

Note 3. The special tools may differ slightly from those shown in the figure of this menu.

NO.	CODE	NAME	Illustration	USED MODEL
E056	A120 E00056	UNIVERSAL HOLDER		ATV 500
E057				
E058	A120 E00058	DRIVE PULLEY HOLDER		ATV 500
E059	A120 E00059	DRIVEN PULLEY HOLDER		ATV 500
E060	A120 E00060	FLYWHEEL PULLER (M39X1.5)		ATV 500, XCITING 500

SPECIAL TOOLS MENU (NO. E061 - E065)

Note 1. Refer to service manual to select the special tool.

Note 2. The price can be inquired from spare part department.

Note 3. The special tools may differ slightly from those shown in the figure of this menu.





NO.	CODE	NAME	Illustration	USED MODEL
E061	A120 E00061	OIL FILTER CARTRIDGE WRENCH (67 mm)		ATV 500
E062	A120 E00062	BEARING PULLER (10, 12, 15, 18 mm))		All vehicle 10, 12, 15, 18 mm size bearing
E063	A120 E00063	VALVE SPRING COMPRESSOR (Three size)		All 4 stroke engine scooter, All motorcycle, All 4 stroke engine ATV
E064	A120 E00064	OIL SEAL & BEARING INSTALLER (Six size)		All vehicle
E065	A120 E00065	CRANKSHAFT BEARING REMOVER		All vehicle 300/250/200/150/125/100/50

SPECIAL TOOLS MENU (NO. E066 - E070)

Note 1. Refer to service manual to select the special tool.

Note 2. The price can be inquired from spare part department.

Note 3. The special tools may differ slightly from those shown in the figure of this menu.






NO.	CODE	NAME	Illustration	USED MODEL
E066	A120 E00066	OUTPUT SHAFT BEARING NUT WRENCH (73.3 mm)		ATV 500
E067	A120 E00067	LOCK NUT WRENCH (30 mm)		ATV 500
E068	A120 E00068	CRANKSHAFT BEARING PULLER		ATV 500
E069	A120 E00069	AFI DIAGNOSTIC TOOL PDA		XCITING 500 AFI/250 AFI
E070	A120 E00070	AFI DIAGNOSTIC TOOL PDA SET		XCITING 500 AFI/250 AFI

SPECIAL TOOLS MENU (NO. F001 - F005)

Note 1. Refer to service manual to select the special tool.

Note 2. The price can be inquired from spare part department.

Note 3. The special tools may differ slightly from those shown in the figure of this menu.





NO.	CODE	NAME	Illustration	USED MODEL
F001	A120 F00001	STEERING STEM TOP THREAD WRENCH (46.5 mm)		SPIKE 125, All scooter, All motorcycle
F002	A120 F00002	STEERING STEM LOCK NUT WRENCH (32 mm)		SPIKE 125, All scooter (except VITALITY 50 2T/4T, SUPER 9, XCITING 500/500 AFI/250/250 AFI)
F003	A120 F00003	STEERING STEM LOCK NUT WRENCH (32 mm)		NONE
F004	A120 F00004	REAR SHOCK ABSORBER ASSEMBLY & DISASSEMBLY		All scooter, All motorcycle
F005	A120 F00005	LOWER/UPPER RACE DRIVER		SPIKE 125, All scooter (except XCITING 500/500 AFI/250/250 AFI), All motorcycle (except STRIKER 150/125)

SPECIAL TOOLS MENU (NO. F006 - F010)

Note 1. Refer to service manual to select the special tool.

Note 2. The price can be inquired from spare part department.

Note 3. The special tools may differ slightly from those shown in the figure of this menu.

NO.	CODE	NAME	Illustration	USED MODEL
F006	A120 F00006	STEERING STEM LOCK NUT WRENCH (31 mm)		VENOX 250, CRUISER 150/125, CUSTOM 150/125, ZING 2 150/125, HIPSTER 150/125, ZING 150/125, STRYKER 150/125
F007	A120 F00007	STEERING STEM LOCK NUT WRENCH (32 mm)		SPIKE 125, All scooter
F008	A120 F00008	LOWER/UPPER RACE DRIVER		SPIKE 125, All scooter (except XCITING 500/500 AFI/250/250 AFI), All motorcycle (except STRIKER 150/125)
F009				
F010	A120 F00010	REAR AXLE NUT WERNCH (50 mm)		MXER 50, MXU 50, All chain drive type ATV 300/250/150/125

SPECIAL TOOLS MENU (NO. F011 - F015)

Note 1. Refer to service manual to select the special tool.

Note 2. The price can be inquired from spare part department.

Note 3. The special tools may differ slightly from those shown in the figure of this menu.





NO.	CODE	NAME	Illustration	USED MODEL
F011	A120 F00011	TIE-ROD BALL JOINT REMOVER		All ATV 300/250/150/125/90/50
F012	A120 F00012	SUSPENSION ARM BALL JOINT REMOVER		All ATV 500/300/250
F013	A120 F00013	REAR SWINGARM LOCK NUT WRENCH (O.D. 38 mm)		All drive train type ATV
F014	A120 F00014	PINION PULLER SET		MXU 300
F015	A120 F00015	PINION BEARING LOCK NUT WRENCH (52.5 mm)		MXU 300

SPECIAL TOOLS MENU (NO. F016 - F020)

Note 1. Refer to service manual to select the special tool.

Note 2. The price can be inquired from spare part department.

Note 3. The special tools may differ slightly from those shown in the figure of this menu.



NO.	CODE	NAME	Illustration	USED MODEL
F016	A120 F00016	JOINT YOKE PULLER		MXU 500
F017	A120 F00017	DRIVE SHAFT PULLER		MXU 500
F018	A120 F00018	YOKE BEARING PULLER (45 mm)		All vehicle 45 mm size bearing
F019				
F020	A120 F00020	PINION BERRING LOCK NUT WRENCH (57 mm)		MXU 500

SPECIAL TOOLS MENU (NO. F021 - F022)

Note 1. Refer to service manual to select the special tool.

Note 2. The price can be inquired from spare part department.

Note 3. The special tools may differ slightly from those shown in the figure of this menu.

NO.	CODE	NAME	Illustration	USED MODEL
F021	A120 F00021	PINION PULLER		MXU 500
F022	A120 F00022	C-RING REMOVER		MXU 500